

## Rigid Conduit/IMC Fittings

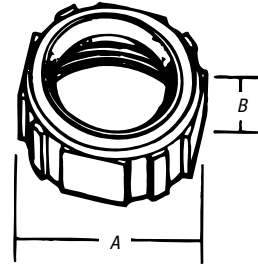
### Conduit Bushings — Die-Cast Zinc — Insulated

- 105° C thermoplastic liners
- Heavy reinforced ribs

CAT. NO.	CONDUIT SIZE (IN.)	DIMENSIONS (IN.)		STD. CTN.
		A	B	
BU-801	½	1.06	.43	1,000
BU-802	¾	1.31	.43	1,000
BU-803	1	1.59	.48	500
BU-804	1¼	1.96	.56	250
BU-805	1½	2.18	.60	250

UL File No. E-23018.

CAT. NO.	CONDUIT SIZE (IN.)	DIMENSIONS (IN.)		STD. CTN.
		A	B	
BU-806	2	2.68	.56	250
BU-807	2½	3.25	.90	50
BU-808	3	3.87	.85	25
BU-809	3½	4.37	.93	25
BU-810	4	5.00	.93	10

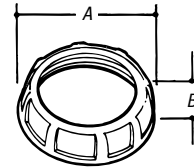


### Conduit Bushings — Die-Cast Zinc — Heavy Reinforced Ribs

CAT. NO.	CONDUIT SIZE (IN.)	DIMENSIONS (IN.)		STD. CTN.
		A (MIN.)	B (MAX.)	
BU201	½	1.05	.37	1,000
BU-202	¾	1.32	.37	1,000
BU-203	1	1.58	.47	500
BU-204	1¼	1.94	.50	250
BU-205	1½	2.20	.52	250

UL File No. E-23018.

CAT. NO.	CONDUIT SIZE (IN.)	DIMENSIONS (IN.)		STD. CTN.
		A (MIN.)	B (MAX.)	
BU-206	2	2.69	.52	250
BU-207	2½	3.23	.85	50
BU-208	3	3.84	.85	25
BU-209	3½	4.35	.85	25
BU-210	4	5.02	.85	10



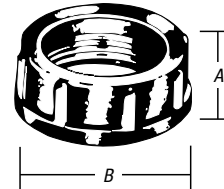
### Insulated Bushings — Thermoplastic

CAT. NO.	CONDUIT SIZE (IN.)	DIMENSIONS (IN.)		STD. CTN.
		A	B	
BU-501	½	1 <sup>13</sup> / <sub>32</sub>	1 <sup>1</sup> / <sub>16</sub>	400
BU-502	¾	1 <sup>13</sup> / <sub>32</sub>	1 <sup>1</sup> / <sub>16</sub>	400
BU-503	1	1 <sup>9</sup> / <sub>16</sub>	1 <sup>1</sup> / <sub>16</sub>	200
BU-504	1¼	1 <sup>9</sup> / <sub>16</sub>	1 <sup>29</sup> / <sub>32</sub>	100
BU-505	1½	1 <sup>9</sup> / <sub>16</sub>	2 <sup>3</sup> / <sub>16</sub>	100
BU-506	2	1 <sup>5</sup> / <sub>8</sub>	2 <sup>1</sup> / <sub>16</sub>	60

UL File No. E-23018 ½"–4" only.

Rated 105° C.

CAT. NO.	CONDUIT SIZE (IN.)	DIMENSIONS (IN.)		STD. CTN.
		A	B	
BU-507	2½	2 <sup>3</sup> / <sub>32</sub>	3 <sup>3</sup> / <sub>16</sub>	20
BU-508	3	2 <sup>9</sup> / <sub>16</sub>	3 <sup>27</sup> / <sub>32</sub>	20
BU-509	3½	3 <sup>1</sup> / <sub>4</sub>	4 <sup>23</sup> / <sub>32</sub>	5
BU-510	4	2 <sup>29</sup> / <sub>32</sub>	4 <sup>27</sup> / <sub>32</sub>	5
BU-511	5	1	6 <sup>1</sup> / <sub>16</sub>	5
BU-512	6	1	7 <sup>1</sup> / <sub>16</sub>	5

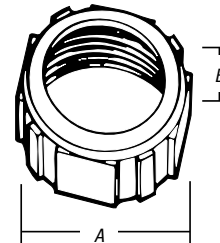


### Bushings — Iron/Zinc Plated

CAT. NO.	CONDUIT SIZE (IN.)	DIMENSIONS (IN.)		STD. CTN.
		A	B	
BU-401	½	1 <sup>1</sup> / <sub>32</sub>	7 <sup>1</sup> / <sub>16</sub>	1,000
BU-402	¾	1¼	7 <sup>1</sup> / <sub>16</sub>	1,000
BU-403	1	1 <sup>1</sup> / <sub>16</sub>	1½	500
BU-404	1¼	1 <sup>1</sup> / <sub>16</sub>	1 <sup>7</sup> / <sub>32</sub>	200
BU-405	1½	2 <sup>1</sup> / <sub>64</sub>	9 <sup>1</sup> / <sub>16</sub>	100
BU-406	2	2 <sup>3</sup> / <sub>64</sub>	9 <sup>1</sup> / <sub>16</sub>	50

UL File No. E-23018.

CAT. NO.	CONDUIT SIZE (IN.)	DIMENSIONS (IN.)		STD. CTN.
		A	B	
BU-401	½	1 <sup>1</sup> / <sub>32</sub>	7 <sup>1</sup> / <sub>16</sub>	1,000
BU-402	¾	1¼	7 <sup>1</sup> / <sub>16</sub>	1,000
BU-403	1	1 <sup>1</sup> / <sub>16</sub>	1½	500
BU-404	1¼	1 <sup>1</sup> / <sub>16</sub>	1 <sup>7</sup> / <sub>32</sub>	200
BU-405	1½	2 <sup>1</sup> / <sub>64</sub>	9 <sup>1</sup> / <sub>16</sub>	100
BU-406	2	2 <sup>3</sup> / <sub>64</sub>	9 <sup>1</sup> / <sub>16</sub>	50



### Grounding Bushings — Die-Cast Zinc — Insulated with Aluminum Lay-in Type Lug

- 105° C thermoplastic liners
- Heavy reinforced ribs

CAT. NO.	TRADE SIZE (IN.)	GROUNDING LUG WIRE SIZE		STD. CTN.
		MIN.	MAX.	
BG201	½	14 AWG	4 AWG	500
BG-202	¾	14 AWG	4 AWG	500
BG-203	1	14 AWG	4 AWG	250
BG-204A	1¼	14 AWG	4 AWG	200
BG-204	1¼	8 AWG	1/0 AWG	200
BG-205A	1½	11 AWG	4 AWG	100
BG-205	1½	8 AWG	1/0 AWG	50
BG-206A	1	14 AWG	4 AWG	100
BG-206	2	8 AWG	1/0 AWG	50

UL File No. E-3060.

CAT. NO.	TRADE SIZE (IN.)	GROUNDING LUG WIRE SIZE		STD. CTN.
		MIN.	MAX.	
BG-207	2½	8 AWG	1/0 AWG	50
BG-207A	2½	6 AWG	250 kcmil	50
BG-208	3	8 AWG	1/0 AWG	50
BG-208A	3	6 AWG	250 kcmil	50
BG-209	3½	8 AWG	1/0 AWG	10
BG-209A	3½	6 AWG	250 kcmil	10
BG-210	4	8 AWG	1/0 AWG	10
BG-210A	4	6 AWG	250 kcmil	10

